

Waveney

GARDENERS CLUB

Spring Flowers Evening

15th March 2023

Members Table Show

21st June 2023

Summer Show

19th and 20th August 2023

2023

Show Manager: Ken Abel

Telephone: 01502 564491

Show entries: Ken Abel

Telephone: 01502 564491

Email: pelarken@aol.com

**Closing time/date for Summer Show entries:
9 p.m. on the 16th August 2023**

waveneygardenersclub.uk

Meetings and Show Dates

Meetings for 2023

18th January 2023 <i>Social evening</i>	19th July <i>Peter Ransome</i> – In pursuit of Orchids
15th February <i>Roger Hance</i> – Wild Flowers and Orchids	19th-20th August <i>Summer Show</i>
15th March <i>Spring flowers evening</i>	20th September <i>Jane Bastow</i> – From field to garden
19th April <i>Peter Maddison</i> – Encouraging Suffolks Butterflies	18th October <i>Jan Lovell</i> – The Judge's decision is final
17th May <i>Matt Tanton-Brown</i> – Spring flowering shrubs	15th November <i>A.G.M. and presentation of awards</i>
21st June <i>Members Table Show</i> – and <i>Anne Edwards</i> – John Innes Centre, Not just a compost	17th January 2024 <i>Social evening</i>

Meetings are held at St Luke's Church, Homefield Avenue, Lowestoft, NR33 9BX and start at 7.30 p.m.

Membership is £10.00 per year and £1.00 entry to meetings

Summer Show – Saturday 19th and Sunday 20th August 2023

Carlton Colville Community Centre, Hall Road, Carlton Colville, NR33 8BT

Please do look at this schedule and put in an entry (or several).

Contacts

President	Bob Coutts	
Chairman	John Davis	01502 582125
Secretary	Jean Davis	01502 582125
Treasurer	Kay Bruce	
Show Manager	Ken Abel	01502 564491
Committee	Cathy Coutts	
	Marion Goodall	
	Gillian Levell	
	Geoff Pipe	
	Karen Pipe	
	John Wells	

Message from the President

I would like to wish all our members, new and old, a Happy and Healthy 2023 and I trust you are now all getting used to our new name.

What a real treat it was to be able to get together and hold our shows again last year and I am sure you will join with me in thanking all the members and Committee members who work tirelessly to make sure our shows and club run smoothly – well done to all.

You will see there are some alterations to this schedule and I hope you will all agree with the amendments.

I would like to wish you all a successful growing season (with hopefully a bit more rain than 2022) and look forward to seeing you at our monthly meetings and shows.

Bob Coutts
President

The Waveney Gardeners Club

The Club was founded in 1911 under the name of the Oulton Broad Gardening Association. It is known that all activities were suspended during the 1914-1918 war years and that the Association was revived in 1919 in new headquarters at the Rock Institute in Oulton Broad. In 1936, the Association became the Oulton Broad and District Horticultural Society, this was amended in 1977 to the Oulton Broad and Lowestoft Horticultural Society. At the 2021 AGM the club name was changed to The Waveney Gardeners Club.

From 1948, the Society held three shows a year, an early summer show in July, a summer show in August and a late chrysanthemum show in November. The Society's Golden Jubilee was celebrated in 1961 with a very successful show in Nicholas Everitt Park on August Bank Holiday. The then President, Mr. Malcolm Humphrey, gave a magnificent silver punch bowl, to be known as the Jubilee Trophy. This is held for one year by the exhibitor with the highest number of first prizes in the Summer Show.

The monthly meetings have a wide variety of speakers. The Club organises various visits and previous trips to Wisley, Hyde Hall, East Ruston and Kew Gardens were very successful.

Through the generosity of many local businesses and individuals, we have sponsorship of events and storage of equipment.

The Waveney Gardeners Club is not a profit-making organisation but the committee arrange various fund-raising activities throughout the year in order to cover expenditure.

The Club holds its meetings at St Luke's Church, Homefield Avenue, Lowestoft NR33 9BX. Meetings are held on the third Wednesday of each month from January to July and September to November. Meetings start at 7.30 pm and there is a small entry charge to help defray the cost of hiring the hall; a raffle is organised and refreshments are served mid-way through the evening. (See meeting details on page 2)

Entry Form for Wednesday 21st June 2023

Please forward to the show secretary Ken Abel **by 8 p.m.** Tuesday 20th June.

Name..... Address.....

Tel No.....

<i>Class no.</i>	<i>Description</i>
.....
.....
.....
.....
.....
.....
.....
.....
.....
.....

Entries: by 8 p.m. to Ken Abel (Show Secretary), 6 Low Farm Drive, Carlton Colville, NR33 8HQ. **Tel: 01502 564491, or email: pelarken@aol.com**

Entry Form for Saturday/Sunday 19th–20th August 2023

Please forward to the show secretary Ken Abel **by 9 p.m.** Wednesday 16th August.

Name..... Address.....

Tel No.....

<i>Class no.</i>	<i>Description</i>	<i>Entry fee</i>
.....
.....
.....
.....
.....
.....
.....
.....
.....
.....

Entries: by 9 p.m. Ken Abel (Show Secretary), 6 Low Farm Drive, Carlton Colville, NR33 8HQ. **Tel: 01502 564491, or email: pelarken@aol.com**

Please pay your entry fees when you set-up your exhibits at the show, and do not pay them in advance.

Show Rules for Exhibitors

If you require additional information concerning the definition of any class contact the Show Manager (see contact details on the front cover).

General

1. All classes are open to all exhibitors except where indicated in schedule.
2. No exhibitor will be allowed to make more than one entry in each class.
3. Where a maximum display width is given for any class in the schedule, the maximum depth is 76cm (2'6").
4. Show entries:
 - For the Summer Show and Members Table Show all entries must be received by the Show Secretary not later than the date and times stated on the appropriate Schedule pages.
 - For the Spring Flowers Evening all entries are to be made on the night between the staging times stated on the appropriate Schedule pages.
 - Staging for all shows must be completed between the date and times given on the appropriate Schedule pages.
 - Late entries will only be accepted if space is available and at the discretion of the Show Manager.
5. After staging, no exhibit may be moved by any person, other than the exhibitor or the Show Manager.
6. Exhibits must not be removed from the show-bench until the show has finished as advised by the Show Manager.
7. A protest on any other matter, including the interpretation of the schedule, must be made in writing and handed to the Show Manager for consideration by the committee, whose decision shall be final.
 - Members Table Show *or* Spring Flowers Evening: on the evening before the show closes
 - Summer Show: before 3 pm on the first day of the show
8. In any case of proven fraud, all prize money will be forfeited.
9. The judges are empowered to withhold the first, or any other prize, in the case of the exhibits not being deemed worthy.
10. Where awards are made for best exhibits or winners of a class they will only be given to exhibits gaining a first prize. If no first prize has been given, then the special award will be withheld.
11. The Club will not accept any responsibility for the loss or damage to exhibits before, during or after the show.
12. The Club reserves the right to pay prize money over £20.00 by cheque.
13. Any matters arising which are not provided for in these regulations will be dealt with by the Show Manager whose decision must be accepted as final.
- 13A. Novice classes can only be entered by exhibitors who have not previously been awarded *a first place* in the appropriate section.

Horticultural classes (Flowers, vegetables and plants)

14. All exhibits must have been grown by the exhibitor and have been in their possession for at least three months preceding the show, unless raised by the exhibitor from seed or cuttings in a shorter period.

15. All exhibits will be judged to the latest standards as laid down by the Royal Horticultural Society or National Dahlia Society.

16. In collections of vegetables or fruit, the number of specimens of each kind is as stated in the schedule and they will be judged in accordance with the point system given in the latest issue of the R.H.S. handbook. When showing apples they can be unripe. Quantities for collections are as the table on page 8. The decision of the judges shall be final as to the relative merits of the exhibits.

17. Two or more persons may not exhibit separately in the same class from the same garden or greenhouse. This rule does not apply to Floral Art, Photography, Handicrafts, and Domestic Economy.

18. All exhibits should if possible be named (this adds interest for the public and could be taken into account if exhibits are very close on points).

19. All pots should be staged on saucers, or in the case of larger classes on a polythene sheet or large tray.

20. It is the exhibitors responsibility to enter their exhibit into the correct class, otherwise the exhibit will be deemed to be *not as schedule (NAS)* and disqualified.

Floral Art, Photography, Handicrafts and Domestic Economy

21. All entries must be created by the exhibitor.

22. In the handicraft and photography classes exhibits may not be entered if they have been entered in a similar class at one of the Club's previous shows.

23. In domestic economy classes all tin sizes are approximate and are given as a guide only.

24. In domestic economy classes new lids or cellophane covers are acceptable.

25. Flowers and vegetables may be purchased for Floral Art Classes.

26. Floral foam products (such as OASIS) are allowed in Floral Art classes except for where the class description states otherwise, in which case alternatives must be used. Alternatives to floral foam include (but are not limited to) chicken wire, sand, gravel, pin holders, pebbles, clay balls, marbles, wood, moss, fruit.

DEFINITIONS

(Applicable to all shows, including the Table Show)

A bowl is broader than it is tall.

A vase is taller than it is broad at the mouth.

In classes where a space is defined, the exhibit must be completely contained within the space including overall size of accessories or other containers.

ENTRY FEES AND PRIZE MONEY

There is no prize money for classes at the Spring Flowers Evening or the Members Table Show.

Summer Show

Entry fees: Unless stated elsewhere in this schedule, the entry fee for each class is 30 pence for both members and non-members.

Prize money: Unless stated elsewhere in this schedule, the prize money for 1st place in each class is £1.00.

Please name your plants and vegetables where possible

AWARD OF POINTS

Where an award is based on points, the points will be as follows:

1st Place 5 points 2nd Place 3 points 3rd Place 2 points

Imperial / Metric Conversion (APPROXIMATE)

2 inches = 5 cm	8 inches = 20.5 cm	24 inches = 61 cm
3 inches = 8 cm	12 inches = 30.5 cm	30 inches = 76 cm
5 inches = 12.7 cm	14 inches = 35.5 cm	36 inches = 92 cm
6 inches = 15 cm	15 inches = 38 cm	
7 inches = 17.5 cm	18 inches = 46 cm	
<ul style="list-style-type: none"> All measurements are approximate. Where a size is given in either imperial or metric the exhibitor has discretion to use the larger size. 		

Collections of Vegetables

This table details the number of specimens of each kind to be shown in all classes for **Collection of Vegetables** at all shows. Judging points system as per the current R.H.S. handbook.

Vegetable	Quantity	Points	Vegetable	Quantity	Points
Artichokes Globe	3	15	Kohlrabi	3	12
Asparagus Peas	9 pods	12	Leeks	3	20
Aubergines	2	18	Lettuce	2	15
Beans, Broad	9	15	Marrows	2	15
Beans, Runner	9	18	Onions under 8 oz	6	15
Beans, French	9	15	Onions – large	6	20
Beetroot, Cylindrical, Globe	3	15	Onions – salad	9	12
Beetroot – Long	3	20	Parsnips	3	20
Broccoli, coloured-headed	3	18	Peas	9 pods	20
Brussels Sprouts	15	15	Peppers, sweet	4	15
Cabbages, Green, Red, Savoy	2	15	Potatoes, white or coloured	4	20
Carrots, Long	3	20	Radishes, small salad	9	15
Carrots, other than long	3	18	Salsify	3	15
Cauliflowers	2	20	Scorzoneria	3	15
Celeriac	3	15	Shallots, pickling	9	15
Celery	2	20	Shallots, large	9	18
Courgettes	4	12	Swede	3	15
Cucumbers, all	2	18	Sweetcorn	2	18
Endive	2	15	Tomatoes	6	15
Fennel	3	15	Tomatoes, cherry	6	12
Garlic	6 bulbs	15	Turnips	3	15

NOTE: For any vegetable not listed above please contact the Show Manager

Trophies and Certificates

🏆 Cups are awarded for these sections or classes
📄 Certificates 🌟 Medal or rosette £ Money only prize

JUNE MEMBERS TABLE SHOW

All challenge cups and trophies to be held for one year and will be presented on the night at the Table Show.

- 🏆 **Bob Banham Trophy** – Best in Show at the Members Table Show.
- 🏆 **R.J. Pryce Challenge Cup** – presented by R.J. Pryce & Co – Best exhibit classes 1 and 2, Sweet Peas.
- 🏆 **Margery Mobbs Challenge Cup** – Best exhibit in classes 3, 4, 5 and 6 – Flowers.
- 🏆 **Fred Suggate Memorial Cup** – Best exhibit class 7, Roses
- 🏆 **Buckley Challenge Cup** – Best exhibit in classes 8 and 9, Pot plants.
- 🏆 **The President's Trophy** - Best exhibit in class 10, Pelargonium.
- 🏆 **Kessingland Challenge Cup** – Best exhibit class 11, Fuchsia.
- 🏆 **The Diamond Jubilee Trophy** – Best exhibit in class 12, Display of fruit.
- 🏆 **The J and M Thrower Trophy** – Best exhibit in class 13, 3 stalks Rhubarb.
- 🏆 **The Pamala Mortimer Trophy** – Best exhibit in class 14, Herbs.
- 🏆 **Harry Folkard Memorial Trophy** – Best exhibit in class 15, Trug of Veg.
- 🏆 **The Frank Mortimer Trophy** – Best exhibit in class 16, Collection of Veg.
- 🏆 **The Centenary Cup** – Best exhibit in class 17, Domestic economy.
- 🏆 **The Sansom Trophy** – Best exhibit in classes 18 and 19, Floral art.
- 🏆 **The OB&LHS Photography Trophy** – Best exhibit in class 20, Photography.

AUGUST SUMMER SHOW

All challenge cups and trophies to be held for one year and will be presented at the Club's AGM in November.

£ John Pretty Masterclass

🏆 **The Jubilee Bowl** – presented by the late M. E. Humphery – for the highest number of first prizes at the Summer show.

🌟 **The Royal Horticultural Society Banksian Medal** – awarded to the exhibitor with the highest number of place points in the whole of the Horticultural classes at the Summer Show (August).

Points are as follows:

1st=5 points 2nd=3 points 3rd=2 points

No points are awarded for non-horticultural classes

SECTION 1 – DAHLIAS

🏆 **The Rachel Gurney challenge trophy** – Highest points in the whole section

🏆 **The Waveney Valley Championship cup** – Best exhibit in class 1

🏆 **The Don Tyson challenge cup** – Best exhibit in class 2

🏆 **The Heart of Gold challenge trophy** – *In memory of the late Mrs. Winifred Keene* – Best exhibit in class 9

🏆 **The Mitchell Cup** – Best exhibit in class 17

🏆 **The Cyril Richards challenge cup** – Best novice exhibit in class 20

📄 **National Dahlia Society's Silver Medal Certificate** – Best exhibit in the whole section

📄 **National Dahlia Society's Bronze Medal Certificate** – Best vase in the whole section

📄 **The Norfolk & Suffolk Dahlia Society's Award of Merit** – Highest number of points in classes 1–19

SECTION 2 – CUT FLOWERS

🏆 **Garden News Challenge Shield** – Best exhibit in section

📄 **British Gladiolus Society Silver Medal Certificate** – Best exhibit in class 31

📄 **British Gladiolus Society Meritorious Exhibit Certificate** – Best exhibit in class 32

🏆 **John Statham Memorial Cup** – Best exhibit in class 32

SECTION 3 – POT PLANTS

🏆 **Bob Coutts Trophy** – Best exhibit in section

🏆 **Dr James MacBain Taylor Memorial Challenge Cup** – Highest points in section

🏆 **Judith Yaxley Trophy** – Best exhibit in class 45

SECTION 4 – BEGONIAS

- 🏆 **The Selwyn Wollaston Humphery Memorial Salver** – Best exhibit in section

SECTION 5 – FUCHSIAS

- 🏆 **The Vera Oldman Trophy** – Best exhibit in section

SECTION 6 – VEGETABLES

- 🏆 **The Sea View Challenge Cup** – Highest points in section
- 📄 **National Vegetable Society Medal and Award Card** – Best exhibit of vegetables and onions in classes 71–95 excluding class 86
- 🏆 **The John Pretty Trophy** – Best exhibit in class 86
- 🏆 **The John Thomson Memorial Trophy** – A Trug of Vegetables – Best exhibit in class 96
- 🏆 **Harry Folkard Cup** – Class 98
- 🏆 **The Royal Standard Shield** – Best collection in class 100
- 🏆 **Garden News Challenge Shield** – Best collection in class 101
- 🏆 **The Margaret Howard Trophy** – Best collection in class 102
- 🏆 **The Pontin's Cup** – Best exhibit in class 105

SECTION 7 – FRUIT

- 🏆 **The Broads Trophy** – Best exhibit in Section

SECTION 8 – FLORAL ART

- 🏆 **The Corner Shop Challenge Cup** – Best exhibit in Section

SECTION 9 – DOMESTIC ECONOMY.

- 🏆 **The H. Capon Challenge Trophy** – Best exhibit in section
- 🏆 **The Stephen Rhodes Trophy** – Best exhibit in class 126

SECTION 10 – HANDICRAFTS.

- 🏆 **Lowestoft Country Market Trophy** – Best exhibit in section

SECTION 11 – PHOTOGRAPHY

- 🏆 **The Thomson Trophy** – Best exhibit in section

Spring Flowers Evening

Entry restricted to members of the Waveney Gardeners Club only

Wednesday 15th March 2023

St Lukes Church, Homefield Avenue, Lowestoft NR33 9BX

This is a fun event and we hope to see many entries

Entries will be on the night. No entry fees. No prize money.

Vases will be provided by the Club, or you can bring your own

Staging of exhibits 6.30 pm – 7.15 pm

Judging: 7.30 pm

The winner of each class will be decided by the members present completing a voting slip

Schedule

1	A pot of Tulips, max size 38cm (15")
2	A vase of Tulips (any variety)
3	A vase or pot containing any flowering bulb or bulbs, not Daffodils or Tulips
4	An arrangement of fresh garden flowers and foliage (any size)
5	A posy
6	Hellebore flowers floating in water, no foliage
7	One pot of Auriculas, Primulas or Primroses
8	A vase of yellow Daffodils
9	A vase of white Daffodils
10	A vase of mixed Daffodils, any varieties, any number
11	Two vases, two different Daffodil classifications, three stems in each vase
12	A patio container of spring flowers, max pot size 30.5cm (12")
13	A potted house plant, max pot size 30.5cm (12")
14	A vase containing three stems of flowering shrub

June Members Table Show

Entry restricted to members of the Waveney Gardeners Club only

Wednesday 21st June 2023

St Lukes Church, Homefield Avenue, Lowestoft NR33 9BX

Entries to Ken Abel by 8 p.m. Tuesday 20th June 2023

Tel 01502 564491 or email pelarken@aol.com

No entry fees No prize money

Staging of exhibits 6.30 pm – 7.15 pm

Judging: 7.30 pm

There will be a talk while judging is taking place followed by the award of trophies

Schedule

1	1 vase sweet peas, 1 or more varieties 9 stems
2	1 Bowl of sweet peas, any number of stems, foliage allowed, to be viewed all round, judged for quality and effect. Max. bowl width 8"/ 20cm
3	3 vases cut flowers, 3 kinds, 1 kind per vase
4	1 vase pinks, 6 stems
5	1 plant cacti or succulent, max pot size 17.5 cm (7")
6	1 vase cut flowers any kind
7	1 vase roses, 3 stems, any varieties
8	1 pot plant flowering, max pot size 17.5 cm (7")
9	1 pot plant foliage, max pot size 17.5 cm (7")
10	1 pot plant Pelargonium, max pot size 17.5 cm (7")
11	1 pot plant Fuchsia, any variety, max pot size 17.5 cm (7")
12	A display of fruit, one or more different kinds
13	3 stalks Rhubarb
14	Cut herbs in a vase of water
15	A trug of vegetables and/or salads
16	A collection of three different vegetables (number of each vegetable at exhibitors discretion)
17	A Coffee and Walnut cake
18	A fresh flower arrangement in a jug
19	An arrangement in an adult shoe
20	1 photograph 20.3 x 15.2 cm (8 x 6 inches) maximum, unframed. <i>Subject</i> - A landscape or seascape

The Summer Show

Saturday 19th and Sunday 20th August 2023

Carlton Colville Community Centre,
Hall Road, Carlton Colville, NR33 8BT

Entries to Ken Abel *by 9 pm* Wednesday 16th August

Tel: 01502 564491 *email:* pelarken@aol.com

Staging of exhibits

Friday evening, 18th August 5.00 pm – 7.30 pm

Saturday 19th August 7.00 am – 10.15 am

No exhibits will be accepted for judging after this time

Judging

Saturday 19th August, 10.30 am

Show opens to the public

Saturday 1.30 pm – 4.30 pm

Sunday 10.30 am – 4.00 pm

Admission charge

Non-exhibitors £1, Exhibitors and Children free

The John Pretty Masterclass

Prize money 1st £50, 2nd £30, 3rd £20

A display of flowers, fruit and vegetables in a space not exceeding 122cm x 76cm (4ft x 2ft 6in).

The display **MUST** include

- two or more kinds of fruit
- two or more kinds of vegetable
- two or more variety of flowers

all other additional quantities are at the exhibitors discretion, the collections of vegetables quantities listed on page 8 DO NOT apply to this class.

The class can be entered by either an individual or two people working together to produce the display.

All exhibits (fruit, vegetables and flowers) must be grown by the entrants.

With thanks to the late John Pretty who made a donation to sponsor this class.

Award and prize money will be presented at the AGM in November

Enter as class number "JPM"

Schedule




SECTION 1 – DAHLIAS 🏆

Why not join the Norfolk and Suffolk Dahlia Society
Details at the show from the Show Manager.

1🏆	3 vases, 3 blooms, small, any classification, vases can be mixed
2🏆	2 vases, 3 blooms, miniature, any classification, vases can be mixed
3	1 giant or large decorative any cultivar
4	3 vases, 1 bloom in each, large any classification
5	1 vase, 3 medium decorative any cultivar/s
6	1 vase, 5 small decorative any cultivar/s
7	1 vase, 5 miniature decorative any cultivar/s
8	1 vase, 1 giant or large cactus/semi cactus any cultivar/s
9🏆	2 vases, 3 blooms in each vase medium cactus/semi cactus any cultivar/s
10	1 vase, 3 medium cactus/semi cactus any cultivar/s
11	1 vase, 3 small cactus/semi cactus any cultivar/s
12	1 vase, 3 small ball any cultivar/s
13	1 vase, 5 miniature ball any cultivar/s
14	1 vase, 5 pom-pom any cultivar/s, N.D.S. classification
15	1 vase, 5 miniature cactus
16	1 vase, 5 any other variety
17🏆	1 vase, 1 bloom, any cultivar 1st. £5, 2nd. £3, 3rd. £2
18	1 Giant Dahlia – judged on size only 1st. £5, 2nd. £3, 3rd. £2
19	1 vase, 5 water lily dahlias
20🏆	1 vase, 1 bloom (novice only class , see rule 13A)


SECTION 2 – CUT FLOWERS

All vases will be supplied by the Club

21	1 vase roses, 3 blooms, one variety, Hybrid Tea
22	1 specimen rose, Hybrid Tea
23	1 vase roses, 3 stems, any varieties, not Hybrid Tea
24	1 vase of roses, 3 stems, Miniature or Patio
25	1 vase annuals mixed
26	1 vase annuals (one kind)
27	1 vase pinks, 6 stems
28	1 vase perennial flowers, one kind
29	1 vase perennials, two or more kinds
30	1 vase asters, 6 blooms, double
31 	3 vases gladioli, 1 spike per vase, any cultivar
32  	3 vases gladioli, 6 spikes, 2 spikes per vase, any cultivar/s 1st. £5, 2nd. £3, 3rd. £2
33	1 vase gladioli, 1 spike any cultivar
34	1 vase of assorted foliage (no flowers)
35	One vase of mixed cut flowers, between seven and ten stems, no additional foliage 1st £5, 2nd £3, 3rd £2

SECTION 3 – POT PLANTS

Note: all pots should be staged on saucers, see the rules on pages 6 and 7

36	1 exotic pot plant excluding bulbs, <i>not in any other class</i> , max 20.5 cm pot (8") 1st. £5 <i>Sponsor John Davis</i>
37	1 plant Pelargonium regal or angel, max 17.5 cm pot (7")
38	1 plant Pelargonium zonal, max 17.5 cm pot (7")
39	1 plant Pelargonium fancy/variegated leaf, max 17.5 cm pot (7")
40	Display of alpines growing in a 30.5 cm/12" circular container, includes semi-alpine
41	1 basket or pouch, hanging or on a pedestal, one or more plants, flowering and/or foliage, max size 35.5 cm (14") 1st £5, 2nd £3, 3rd £2 <i>Sponsor Sheila Pettett</i>
42	An unusual container of one or more flowering or foliage plants - container to be clearly visible
43	1 patio tub or container of plants, one or more flowering and/or foliage
44	1 pot plant flowering, not fuchsia/begonia/orchids, max 17.5 cm pot (7") 1st £5 <i>Sponsor John Wells</i>
45 	1 Pot plant – Orchid 1st £5 <i>Sponsor Shirley Connolly</i>
46	3 Pot plants – Orchids 1st £5 <i>Sponsor Shirley Connolly</i>

Please name your plants and vegetables where possible

47	3 different pot plants flowering, excluding Orchids, max pot size 17.5 cm (7") 1st £5
48	1 pot plant foliage, not begonia/coleus, max pot size 17.5 cm (7") 1st £5 <i>Sponsor John Wells</i>
49	3 pot plants foliage not begonia/coleus, max pot size 17.5 cm (7") 1st £5
50	1 pot plant Coleus, any cultivar, max pot size 17.5 cm (7")
51	Collection of cacti or succulents in separate pots, maximum width 61cm (24") (<i>minimum of six different plants</i>)
52	1 pot plant Cacti or Succulent, max pot size 20.5 cm (8") 1st £5 <i>Sponsor Kay Bruce</i>
53	1 pot summer flowering bulbs, max pot size 20.5 cm (8")
54	1 plant Pelargonium Scented Leaf, max pot size 17.5 cm (7")

SECTION 4 – BEGONIAS




Staging boxes for cut blooms will be supplied by the Club

55	3 pots begonias, tuberous doubles (1 plant per pot)
56	1 pot begonia, tuberous double
57	3 cut blooms begonias, any variety/varieties
58	1 cut bloom begonia, any variety 1st £5
59	1 foliage begonia
60	1 pot containing more than one plant of begonia
61	1 basket pendula begonia
62	1 basket begonia sutherlandii

SECTION 5 – FUCHSIAS

63	6 named Fuchsias on a board, max 30.5 cm square (12"). Board and tray provided by the Club
64	1 plant any variety single 17.5 cm max pot size (7") 1st £5 <i>Sponsor John Wells</i>
65	1 plant any variety double 17.5 cm max pot size (7") 1st £5 <i>Sponsor John Wells</i>
66	1 plant any variety single or double 12.7 cm max pot size (5")
67	3 plants (in separate pots) any variety single or double 17.5 cm max pot size (7")
68	1 plant standard any pot size (<i>full, half or quarter</i>)
69	1 full or half basket 1 or more plants any variety/varieties 1st £5 <i>Sponsor Kay Bruce</i>
70	1 plant Fuchsia, any variety, max pot size 30.5 cm (12")

SECTION 6 –VEGETABLES

71	One truss of tomatoes (any variety)
72	6 tomatoes (with stalks), <i>round</i> red – one variety
73	6 cherry tomatoes (with stalks) – one variety
74	6 tomatoes (with stalks), any other variety
75	7 runner beans – one variety 1st £5 <i>Sponsor Kay Bruce</i>
76	7 French beans – one variety
77	3 globe beetroot – one variety
78	9 shallots pickling not to exceed 30mm (1.2") – one variety
79	6 shallots any cultivar – one variety
80	3 carrots long trimmed 8cm (3") tops – one variety
81	3 carrots stump rooted trimmed 8cm (3") tops – one variety 1st £5 <i>Sponsor Roger Webb</i>
82	1 vegetable marrow 38cm (15") max
83	2 lettuces – any variety
84	1 green cabbage – any variety
85	1 cauliflower 1st £5
86 	6 potatoes 3 distinct cultivars 1st £5, 2nd £3, 3rd £2 <i>Sponsor Alan Ripley</i>
87	4 potatoes white – one cultivar
88	4 potatoes coloured – one cultivar
89	2 cucumbers – one variety 1st £5 <i>Sponsor Kay Bruce</i>
90	3 leeks – one variety
91	3 parsnips – one variety
92	2 heads of celery any cultivar/s
93	3 Onions (large exhibition) 1st £5
94	3 Onions under 8 ozs 1st £5
95	Any other vegetable. Not in classes 71 to 94. Quantity at exhibitor's discretion
96 	A trug of vegetables. (<i>Trug supplied by the Club</i>) 1st £5, 2nd £3, 3rd £2 <i>Sponsor Bob Coutts</i>
97	3 herbs growing in a 30.5cm (12") (approx) container
98 	Any one mis-shaped vegetable (wonky) 1st £5 <i>Sponsor John Davis</i>

COLLECTIONS OF VEGETABLES.

Note – see page 8 for number and list of vegetables in collections

99	A collection of salad items maximum width allowed 46 cm (18")
100 🍷	Collection of 6 vegetables from the list of collections of vegetables on page 8. maximum width allowed 91 cm (36") 1st £5, 2nd £3, 3rd £2
101 🍷	Collection of 4 vegetables from the list of collections of vegetables on page 8. maximum width allowed 61 cm (24") 1st £5, 2nd £3, 3rd £2
102 🍷	Ladies Only Class Collection of 3 vegetables from the list of collections of vegetables on page 8. maximum width allowed 61 cm (24") 1st £5, 2nd £3, 3rd £2
103	Three varieties of tomatoes (five of each) displayed on separate plates 1st £5, 2nd £3, 3rd £2
104	Master Gardener 1 vase of flowers and 3 vegetables from the following – <i>two Gladioli of any variety/ies, three Dahlias any variety, three Chrysanthemums any variety/ies, nine Annuals any variety/ies, six runner beans, two cabbages, one cauliflower, three carrots (3" tops), three onions, six potatoes, six tomatoes, three leeks, three parsnips</i> Maximum width allowed 61 cm (24 inches) 1st £5, 2nd £3, 3rd £2 <i>Sponsor Bob Coutts</i>

HEAVY VEGETABLE CHAMPIONSHIP

105🍷	Giant Pumpkin – Judged on weight only 1st £5
106	1 Marrow – judged on weight alone
107	1 Potato – judged on weight alone
108	1 Tomato – judged on weight alone
109	Longest runner bean - must be green – judged on length only – any shape
110	3 onions – judged by combined weight alone, max 5 cm (2") stem, no roots. Judges will disqualify all unsound onions or twins 1st £5 <i>Sponsor Gillian Levell</i>
111	1 onion – judged by weight alone, max 5 cm (2") stem, no roots. Judges will disqualify all unsound onions or twins 1st £5

SECTION 7 – FRUIT

112	A display of fruit – quantity at Exhibitors discretion, at least two different kinds 1st £5
113	A display of fruit – one kind

SECTION 8 – FLORAL ART

Note – Flowers and vegetables may be purchased for Floral Art Classes

114	A Royal Celebration 1st £5, 2nd £3, 3rd £2	<i>Width allowed 61 cm (24")</i> <i>Sponsor Catherine Douse</i>
115	An arrangement using five blooms <i>Width allowed 38 cm (15")</i>	1st £5 <i>Sponsor Joyce Aguss</i>
116	Sunset No floral foam to be used in this arrangement , see new rule 26 regarding the use of floral foam (OASIS)	<i>Width allowed 30.5 cm (12")</i>
117	Canned – A miniature arrangement in a tin can. <i>Width allowed 17.5 cm (7")</i> <i>Maximum size of can not to exceed diameter 8 cm (3")</i>	

For all floral art classes see rules on pages 6 and 7.

Note: see new rule 26 regarding the use of floral foam (OASIS).

SECTION 9 – DOMESTIC ECONOMY

Plates and doyleys are supplied for classes 118–123

118	Swiss roll with jam filling (<i>made to recipe on page 24</i>)
119	Courgette and cheese flan (<i>made to recipe on page 23</i>)
120	Five fruit scones
121	A round of shortbread
122	Five Granny's biscuits (<i>made to recipe on page 23</i>)
123	Men only class – Guggy cake (<i>made to recipe on page 24</i>) 1st £5, 2nd £3, 3rd £2 <i>Sponsor Jean Davis</i>
124	1 Jar of Marmalade
125	1 Jar of Fruit Jam
126	1 Jar of Fruit Curd
127	1 Jar of Chutney or Sweet Pickle

For all domestic economy classes see rules on pages 6 and 7.

SECTION 10 – HANDICRAFT

Exhibits may not be entered in this class if they have been entered in a similar class at one of the Clubs previous shows.

128	A Cushion in any medium
129	A Knitted or Crochet item
130	A Cross Stitch, Tapestry or Needlepoint item
131	A hand or machine embroidered item
132	A patchwork item, max width 61cm (24"), can be folded to fit space allowed
133	A hand made card
134	An item of Jewellery
135	A Drawing or Painting, size not to exceed 61 cm (24") in any direction
136	Any Craft Exhibit not listed in this Section – e.g. Metalwork, Woodwork, Pottery

For all handicraft classes see rules on pages 6 and 7.

SECTION 11 – PHOTOGRAPHY

£5 for the best photograph in show

Photographs may not be entered in this class if they have been entered in a similar class at one of the Club's previous shows.

138	1 photograph 20.3 x 15.2 cm (8 x 6 inches) maximum, unframed <i>Subject – Bridge(s)</i>
139	1 photograph 20.3 x 15.2 cm (8 x 6 inches) maximum, unframed <i>Subject – Pretty Pink</i>
140	1 photograph 20.3 x 15.2 cm (8 x 6 inches) maximum, unframed <i>Subject – Reflection(s)</i>
141	1 photograph 20.3 x 15.2 cm (8 x 6 inches) maximum, unframed <i>Subject – Tree Knot(s)</i>
142	1 photograph 20.3 x 15.2 cm (8 x 6 inches) maximum, unframed <i>Subject – Yachts/Boats</i>

For all photography classes see rules on pages 6 and 7.

Photographs for the 2024 show

In order to allow you plenty of time to take your photographs for the 2024 show we are giving a list of the classes for that show on page 25.

Recipes

Courgette and Cheese flan

INGREDIENTS

For the whole meal pastry

115g (4 oz) whole meal flour
1 teaspoon baking powder

25g (1 oz) butter, block margarine or vegetable fat

For the filling

15g (½ oz) butter
225g (8 oz) courgettes, sliced into 6mm (¼") rings
1 teaspoon chopped thyme
Salt and ground black pepper

1 small onion, halved and thinly sliced
80g (3 oz) strong cheese, grated
2 large eggs
300ml (10 fl oz) double cream

For the pastry, mix the flour and baking powder together in a bowl. Rub in the fat.

Stir in 2 tablespoons of cold water and bring it all together to form a dough.

Roll out the pastry and use it to line a deep 20cm (8 inch) flan dish. Prick the base and chill for at least 30 minutes.

Prepare the oven to 200°C / Fan 180°C / Gas mark 6. Place a baking tray on the middle shelf.

For the filling, melt the butter in a frying pan and add the onion and courgettes.

Sauté for 5 minutes until the onion is soft and the courgettes have started to turn golden.

Bake the pastry case blind for 15 minutes. Remove the foil or baking beans and return to the oven for a further 5 minutes.

Scatter the courgette mixture over the pastry base and sprinkle with the thyme and grated cheese. Whisk together the eggs, cream and seasoning and pour this into the flan case. Bake in the centre of the oven for 30–35 minutes until puffy and golden.

Granny's Biscuits – Makes 16 biscuits

INGREDIENTS

125g/4oz margarine
125g/4oz self-raising flour
75g/3oz demerara sugar
½ teaspoon bicarbonate of soda

1 dessertspoon golden syrup
50g/2oz porridge oats
½ teaspoon mixed spice

Grease a baking sheet and preheat the oven to 180°C / Gas mark 4.

Melt the margarine and syrup in a saucepan. Pour this onto all the other ingredients in a mixing bowl and mix well.

Roll the biscuit dough into small balls and flatten these on a baking sheet, allowing enough room for them to expand.

Bake in a preheated oven for 10–15 minutes and leave to cool slightly before removing them from the tray.

Guggy Fruit Cake

INGREDIENTS

200g Light brown sugar
175g sultanas
175g currants
250ml water

125g margarine
2 teaspoons of mixed spice
300g self-raising flour

Grease and line a 20cm / 8 inch round, deep-sided cake tin and pre-heat the oven to 180° C / Fan oven 170° C / Gas Mark 4.

Put the sugar, dried fruit, water, margarine and mixed spice in a saucepan and heat gently to melt the margarine into the mixture. Leave to cool, then stir in the flour.

Transfer the cake mixture to the prepared cake tin and bake in a preheated oven for about one hour.

When the cake is cooked, turn it out onto a cake rack and allow to cool.

Swiss Roll

INGREDIENTS

Makes one 23cm (9") Swiss Roll

4 extra large eggs
100g (4 oz) caster sugar

100g (4 oz) self raising flour
Strawberry or raspberry jam

Preheat the oven to 220°C / 425°F / Gas 7.

Grease and line a 33cm x 23cm (13" x 9") Swiss Roll tin with greased greaseproof paper.

Whisk the eggs and sugar together until the mixture is light and frothy.

Carefully fold in the sifted flour. Spread the mixture evenly in the prepared tin.

Cook in the preheated oven for about 10 minutes until the sponge is golden brown and begins to shrink from the edges of the tin.

Meanwhile have ready on the worksurface, a piece of greaseproof paper sprinkled with caster sugar.

Invert the cake on to the sugared paper. Peel the paper from the bottom of the cake. Trim the edges of the sponge. Make a score mark 2.5cm (1") in from one shorter edge.

Leave to cool slightly, then spread with jam.

Roll up the cake from the cut end.

Affiliations

The Waveney Gardeners Club is affiliated to the following:

- ❖ The Royal Horticultural Society
- ❖ The British Gladiolus Society
- ❖ The National Vegetable Society
- ❖ The National Dahlia Society
- ❖ The Norfolk and Suffolk Dahlia Society

If any member requires further information please see a committee member.

The **Waveney Gardeners Club** would like to thank the following sponsors for their generous help

- | | |
|--------------------|---|
| ❖ Joyce Aguss | ❖ Lound Plant Centre |
| ❖ Kay Bruce | ❖ Sheila Pettett |
| ❖ Shirley Connolly | ❖ Alan Ripley |
| ❖ Bob Coutts | ❖ Suffolk Society of Allotment and
Leisure Gardeners |
| ❖ John Davis | ❖ Roger Webb |
| ❖ Jean Davis | ❖ John Wells |
| ❖ Catherine Douse | |
| ❖ Gillian Levell | |

The Photography classes for the 2024 show

The Photography classes for the 2024 show will be Fungi, Transport, Blue, Cloud(s) and Stairs.

Dates for your diary

Bradwell Gardeners Club

Summer show

Members only show but visitors welcome

15th July – 1.30pm–5.00pm

16th July – 10.00am–4.30pm

*The Old School Village Centre,
2 Green Lane, Bradwell, NR31 8QH*

Norfolk and Suffolk Dahlia Society

Show

Sunday 27th August

10 am – 4 pm

Alburgh Village Hall, Low Road,
Alburgh, Harleston IP20 0BZ

Schedules available from Roy Pulford
31 Forbes Drive, Beccles NR34 9XY
Telephone: 01502 715826

Notes

Sponsors at the Summer Show

Lound Plant Centre

Jay Lane,
Lound,
Lowestoft.
NR32 5LH



 01502 731431

 loundplantcentre

 www.loundplantcentre.com

 loundplantcentre@gmail.com